



# Silverdale Fixed Maturity Fund 2025

DEFINED TENURE | TAX EFFICIENT | US DOLLAR BOND FUND

Silverdale Capital  
2008 - 2023

49th Factsheet as at 25th October 2024

## FUND DESCRIPTION

Silverdale Fixed Maturity Fund 2025 is a diversified portfolio of US dollar bonds, managed for fixed tenure and uses ring-fenced leverage to enhance investor returns.

## FUND ADVANTAGES

- Fixed Maturity: May 2025
- No forex risk: 100% US dollars
- Enhanced returns
- Leverage: Non-recourse to investors
- Stable Half-Yearly dividend
- Transparency: 100% Portfolio disclosed
- Tax Status: Zero tax on investment income

## FUND INFORMATION

Fund	Silverdale Fixed Maturity Fund 2025
ACRA Regn. No.	T20VC0123D-SF009
MAS SRS No.	21XGIRS0235
Umbrella Fund	Silverdale Fund VCC
Domicile	Singapore
Fund Currency	US Dollar
Launch Date	March 2021
Maturity Date	May 2025 <sup>^</sup>
NAV Computation	Monthly
Subscription	Closed
Redemption	Monthly
Management Fee	0.50% p.a.
Dividend Frequency	Half-yearly
Previous Dividend Date	27 Sep 2024
Previous Dividend	US\$ 2.00 per share
Next Dividend Date	28 Mar 2025**
Next Dividend	US\$ 2.00 per share <sup>^</sup>

## AT A GLANCE

Net Assets (AUM)	US\$ 14 million
Net Loan	US\$ 23 million
Gross Investments	US\$ 37 million
Number of Securities	21
Investment Grade Securities	52 %
Max Single Security Exposure	12 %

## FUND DETAILS

ISIN	SGXZ96456959
Bloomberg Code	SILF25D SP
Initial Sales Charge	Up to 2%
Exit Load	NIL
Contingent Load	5% before maturity <sup>1</sup>

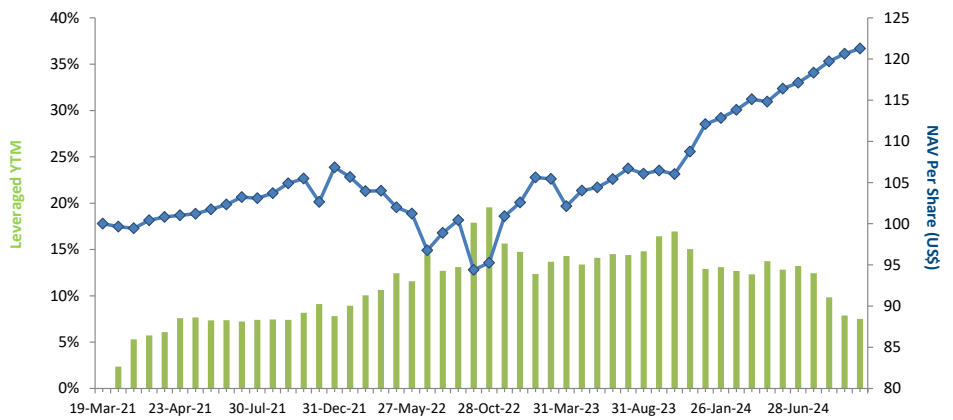
## PORTFOLIO DASHBOARD

### PERFORMANCE (net of fees)

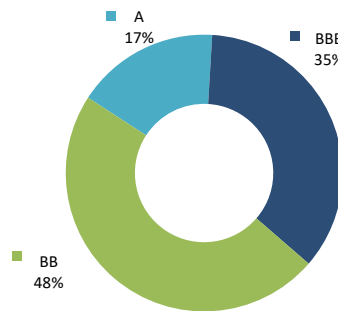
Year to Date	8.19 %
Trailing 1 month	0.52 %
Trailing 2 months	1.30 %
Trailing 3 months	2.48 %
Trailing 6 months	5.62 %
Since Inception	21.27 %

### FUND STATISTICS

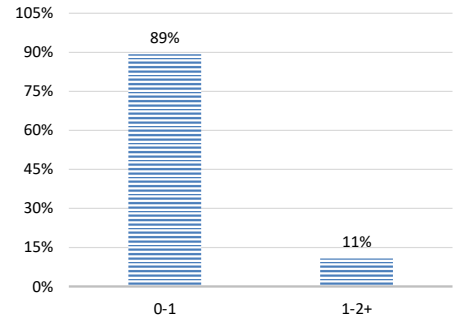
Portfolio Yield to Maturity	6.03 %
Leveraged Yield to Maturity	7.51 %
Average Coupon	5.21 %
Average Duration	0.69 years
Total Dividend Paid	US\$ 14.00



NAV and POST-LEVERAGE YTM (net of fees)



RATING PROFILE<sup>1</sup>



PORTFOLIO DURATION<sup>2</sup>

## FUND MANAGER

### Silverdale Capital Pte Ltd

Licensed and Regulated by Monetary Authority of Singapore (UEN# 200820921K)

8 Temasek Boulevard, #35-02 Suntec Tower-3, Singapore: 038988 • Tel: +65 6835 7130 • Email: IR@SilverdaleGroup.com



PLEASE REFER OVERLEAF FOR IMPORTANT DISCLOSURES & RISK FACTORS

**FUND MANAGEMENT DETAILS**

**THE FUND**

**Silverdale Fixed Maturity Fund 2025** is the Sub-Fund of Silverdale Fund VCC (UEN#T20VC0123D), which is an umbrella fund under the Variable Capital Companies Act of Singapore.

**CUSTODIAN / PRIME BROKER**

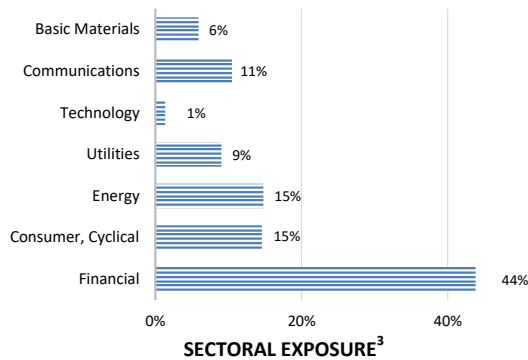
**Standard Chartered Bank (Singapore) Ltd**  
**Nomura Singapore Limited**  
**HSBC Singapore Limited**

**FUND ADMINISTRATOR**

**NAV Fund Services (Singapore) Private Limited**  
9 Raffles Place, #26-01 Republic Plaza  
Singapore 048619  
Tel: +65 6856 7605  
Email: VCC@SilverdaleGroup.com

**RISK PROFILE**

NAV per Share can go up or down and the amount invested in the Fund is at risk. The Fund uses leverage and derivatives for hedging and/or as part of its investment strategy which entails additional risks and costs. For further details, please refer to the Offering Documents.



**PORTFOLIO HOLDINGS<sup>4</sup>**

Name	Weight %	Name	Weight %
Tata Motors Ltd	11.9 %	Nissan Motor	2.7 %
Network I2I Ltd	10.5 %	Petroleos Mexicanos	2.7 %
Petroleos Mexicanos	9.4 %	Credit Agricole London	2.7 %
Shriram Finance Ltd	9.1 %	Petroleos Mexicanos	2.6 %
Lamar Funding Ltd	9.0 %	Cash	2.6 %
Ubs Group Ag	5.5 %	Jsw Steel Ltd	1.9 %
Lloyds Banking Group Plc	5.5 %	Barclays Plc	1.4 %
Ubs Group Ag	5.5 %	Ca Magnum Holdings	1.4 %
Barclays Plc	5.4 %	Credit Agricole Sa	1.3 %
Phoenix Grp Hld Plc	4.4 %	Lloyds Banking Group	0.5 %
Periama Holdings Ll/De	4.0 %	<b>Total</b>	<b>100.0 %</b>

**PORTFOLIO UPDATE**

During the month ended 25th October 2024, the Fund NAV increased by 0.52% as against decrease of 0.09% for the Bloomberg Emerging Market USD Corp and Quasi 1-3 Yr Index. The increase in NAV was mainly due to Indian, British and Mexican credits. Sectorially, Financial, Basic Materials, and Consumer Cyclical were the main contributors. The increase in NAV was accentuated by the mark-to-market gains from interest-rate swaps (IRS) as market priced in fewer rate cuts.

**HOW TO INVEST**

Please ask your private bank/distributor to subscribe to Silverdale Fixed Maturity Fund 2025 as per terms of the Offering Documents (quoting the relevant ISIN). Should you seek any support, please Email the Fund Administrator at [VCC@SilverdaleGroup.com](mailto:VCC@SilverdaleGroup.com), or Call the Fund Manager at **+65 6835 7130**

**FUND MANAGER**

**Silverdale Capital Pte Ltd**

Licensed and Regulated by Monetary Authority of Singapore (UEN# 200820921K)

8 Temasek Boulevard, #35-02 Suntec Tower-3, Singapore: 038988 • Tel: +65 6835 7130 • Email: [IR@SilverdaleGroup.com](mailto:IR@SilverdaleGroup.com)



**RISK FACTORS**

**Interest Rate Risk:** The increase (fall) in value of fixed income securities with fall (increase) in interest rate. **Credit Risk:** The ability of the issuer to redeem the bonds (or other securities) on maturity. **Liquidity Risk:** The ability to sell a bond before its redemption. **Counterparty Risk:** The risk due to failure of the counterparty dealt with. **Country Risk:** The investment strategy is subject to the risks relating to the geographical, political, economic and social issues of the country of the Issuer, and to a lesser extent that of United States. **Leverage/Derivatives Risk:** Disproportionately large change in value of securities due to relatively small change in determinant. Please read Section X, risk factors detailed in the Offering Documents before investing.

**DISCLAIMER**

The above commentary does not provide a complete analysis of every material fact regarding the market, industry, security, portfolio or Silverdale Fixed Maturity Fund 2025 ("FMP25"). It is not a recommendation to buy or sell any security nor an investment advice. The portfolio holdings, opinions and information may change without notice and the actual results may differ from the said opinions and estimates. The contents of this document, including any narrative does not constitute an offer to sell or a solicitation of any offer to buy the units or shares in FMP25, or any other Sub-Fund or class of the of Silverdale Fund VCC or any of the funds managed or advised by Silverdale Capital Pte Ltd., and is strictly for information only. The distribution of the shares of the Fund may be restricted in certain jurisdictions. It is the responsibility of any person or persons in possession of this Factsheet to inform themselves of, and to observe any such restrictions, all applicable laws and regulations of any relevant jurisdiction, including of any applicable legal requirements, exchange control regulations and taxes in the countries of their respective citizenship, residence or domicile. Any subscription for units or shares must be made solely on the basis of the Silverdale Fund VCC's Private Placement Memorandum, Class Supplement of FMP25 and Subscription Documents (together "the Offering Documents"). Past performance is not an indicator of future performance. The Fund uses leverage and invests in financial derivative instruments. Please refer to the Offering Documents for Risk Factors. This document is written for the benefit of and being communicated only to Accredited Investors or Institutional Investors as defined under the Securities and Futures Act (Cap. 289) of Singapore. Nothing in this document is intended to constitute legal, tax, securities or investment advice or opinion regarding the appropriateness of any investment; or a solicitation for any product or service. Please seek opinion from independent professional adviser before taking any decision based on this document. The NAV performance is computed taking: 1 month = 4 weeks, 3 months = 13 weeks, 6 months = 26 weeks, 9 months = 39 weeks, and 1 Year = 52 weeks. (\*\*) Assuming to be Business Day; (\*) Indicative; (^^) Based on Net Assets; (!) Minimum of US\$ 5,000; (1), (2), (3), & (4) Based on gross investments into securities. (1) Credit Rating is based on best of the three ratings (S&P/Moodys/Fitch);