



## Silverdale Fixed Maturity Fund 2024

EMERGING MARKETS | US DOLLAR BOND PORTFOLIO | TARGET MATURITY

39th Factsheet as at 29th September 2023

### FUND DESCRIPTION

Silverdale Fixed Maturity Fund 2024 is a diversified portfolio of short duration US dollar bonds, managed for fixed maturity and uses ring-fenced leverage.

### FUND ADVANTAGES

- Fixed Maturity: June 2024
- No forex risk (US dollars only)
- Short Duration
- Enhanced returns
- Leverage: Non-recourse to investors
- Half-Yearly dividend distribution

### FUND INFORMATION

Fund	Silverdale Fixed Maturity Fund 2024
ACRA Regn. No.	T20VC0123D-SF008
MAS SRS No.	20CSEWP1206
Umbrella Fund	Silverdale Fund VCC
Domicile	Singapore
Fund Currency	US Dollar
Launch	December 2020
Maturity	June 2024 <sup>^</sup>
NAV Computation	Monthly (Friday)**
Subscription	Closed
Redemption	Monthly (Monday)**
Management Fee	0.50% p.a.
Dividend Frequency	Half-yearly
Previous Dividend Date	30 Jun 2023
Previous Dividend	US\$ 2.00 per share
Next Dividend Date	29 Dec 2023 <sup>^</sup>
Next Dividend	US\$ 2.00 per share <sup>^</sup>

### AT A GLANCE

Net Assets (AUM)	US\$ 17 million
Net Loan	US\$ 34 million
Gross Investments	US\$ 50 million
Number of Securities	16
Investment Grade Securities	36 %
Max Single Security Exposur	17 %

### FUND DETAILS

ISIN	SGXZ86257185
Bloomberg Code	SILF24D SP
Initial Sales Charge	Up to 2%
Exit Load	NIL on maturity; 5% before maturity <sup>1</sup>

Silverdale Fixed Maturity Fund 2024 is a leveraged short duration bond fund maturing around June 2024. During the month ended 29th September 2023, the Fund NAV increased by 1.06% to US\$ 106.12 (previous month: US\$ 105.01), with actual portfolio yield (post-leverage) of 16.54% p.a. (previous month: 16.59% p.a.), and average duration of 0.80 years (previous month: 0.85 years).

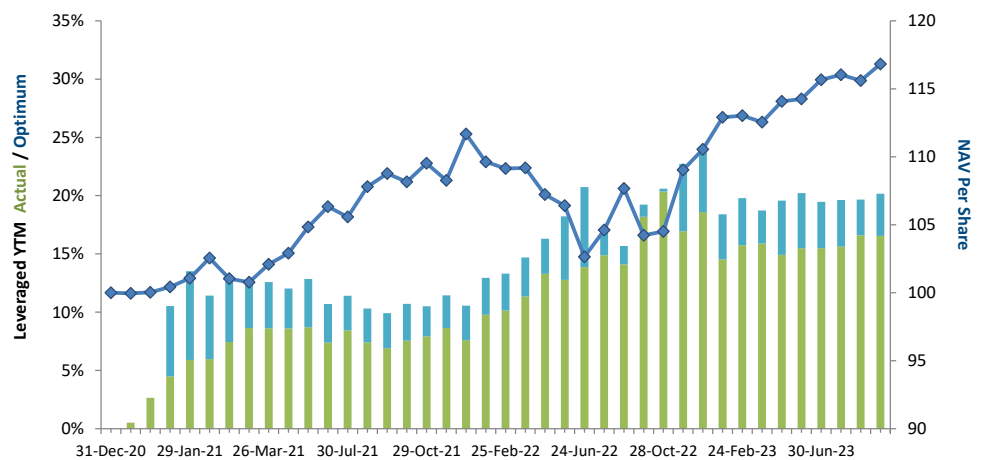
**PORTFOLIO DASHBOARD** Accumulation NAV US\$ **116.8222** Distribution NAV US\$ **106.1227**

### PERFORMANCE (net of fees)

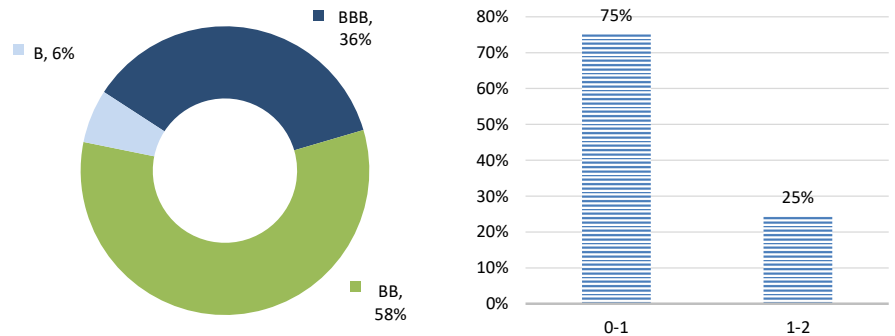
Year to Date	5.67 %
Trailing 1 month	1.06 %
Trailing 2 months	0.68 %
Trailing 3 months	1.00 %
Trailing 6 months	3.80 %
Since Inception	16.82 %

### FUND STATISTICS

Portfolio Yield to Maturity	7.32 %
Leveraged YTM - Actual	16.54 %
Average Coupon	5.10 %
Average Duration	0.80 years
Total Dividend Paid	US\$ 10.00



### NAV AND POST-LEVERAGE YTM (net of fees)



RATING PROFILE<sup>1</sup>

PORTFOLIO DURATION<sup>2</sup>

### FUND MANAGER

Silverdale Capital Pte Ltd

Regulated by Monetary Authority of Singapore (UEN# 200820921K)

8 Temasek Boulevard, #35-02 Suntec Tower-3, Singapore: 038988 ■ Tel: +65 6835 7130 ■ Email: IR@SilverdaleGroup.com



PLEASE REFER OVERLEAF FOR IMPORTANT DISCLOSURES & RISK FACTORS



## Silverdale Fixed Maturity Fund 2024

EMERGING MARKETS | US DOLLAR BOND PORTFOLIO | TARGET MATURITY

39th Factsheet as at 29th September 2023

### FUND MANAGEMENT DETAILS

#### THE FUND

**Silverdale Fixed Maturity Fund 2024** is the Sub-Fund of Silverdale Fund VCC, which is as an umbrella fund under the Variable Capital Companies Act of Singapore.

#### CUSTODIAN

**Standard Chartered Bank (Singapore) Ltd**

#### FUND ADMINISTRATOR

**NAV Fund Services (Singapore) Private Limited**

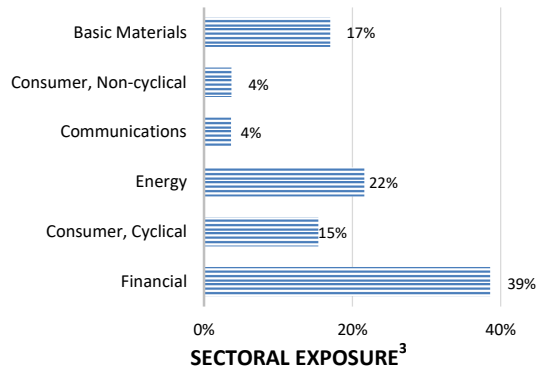
80 Robinson Road, #02-00  
Singapore 068898

Tel: +65 6856 7605

Email: VCC@SilverdaleGroup.com

#### RISK PROFILE

NAV per Share can go up or down and the amount invested in the Fund is at risk. The Fund uses leverage and derivatives for hedging and/or as part of its investment strategy which entails additional risks and costs. For further details, please refer to the Offering Documents.



SECTORAL EXPOSURE<sup>3</sup>

#### PORTFOLIO HOLDINGS<sup>4</sup>

NAME	Weight %	NAME	%
Shriram Finance Ltd	16.9 %	Adani Ports And Special	3.7 %
Tml Holdings Pte Ltd	15.0 %	Network I2I Ltd	3.7 %
Jsw Steel Ltd	12.0 %	Cash	2.1 %
Petroleos Mexicanos	10.9 %	Petroleos Mexicanos	1.0 %
Greenko Solar Mauritius	8.8 %	Greenko Wind Projects Mu	1.0 %
Bank Bahrain & Kuwait	6.0 %	Tata Motors Ltd	0.4 %
Power Finance Corp Ltd	5.7 %		
Abja Investment Co	5.1 %		
Canara Bank London	3.9 %		
Rec Ltd	3.9 %		
		<b>Total</b>	<b>100.0 %</b>

#### PORTFOLIO UPDATE

During the month of September 2023, the Fund NAV increased by 1.06% as against increase of 0.27% for the Bloomberg Emerging Market USD Corp and Quasi 1-3 Yr Index. The increase in NAV was primarily led by Indian, Mexican and Bahrainian credits. Sectorially, Financial, Energy and Basic Materials sectors were the key positive contributors. The increase in NAV was further accentuated by the mark-to-market gains from interest-rate swaps (IRS) as markets priced-in higher interest rates.

### HOW TO INVEST

Please ask your private bank/distributor to subscribe to Silverdale Fixed Maturity Fund 2024 as per terms of the Offering Documents (quoting the relevant Should you seek any support, please Email the Fund Administrator at [VCC@SilverdaleGroup.com](mailto:VCC@SilverdaleGroup.com), or Call the Fund Manager at +65 6835 7130

### FUND MANAGER

**Silverdale Capital Pte Ltd**

Regulated by Monetary Authority of Singapore (UEN# 200820921K)

8 Temasek Boulevard, #35-02 Suntec Tower-3, Singapore: 038988 ■ Tel: +65 6835 7130 ■ Email: [IR@SilverdaleGroup.com](mailto:IR@SilverdaleGroup.com)



### RISK FACTORS

**Interest Rate Risk:** The increase (fall) in value of fixed income securities with fall (increase) in interest rate. **Credit Risk:** The ability of the issuer to redeem the bonds (or other securities) on maturity. **Liquidity Risk:** The ability to sell a bond before its redemption. **Counterparty Risk:** The risk due to failure of the counterparty dealt with. **Country Risk:** The investment strategy is subject to the risks relating to the geographical, political, economic and social issues of the country of the Issuer, and to a lesser extent that of United States. **Leverage/Derivatives Risk:** Disproportionately large change in value of securities due to relatively small change in determinant. Please read Section X, risk factors detailed in the Offering Documents before investing.

### DISCLAIMER

The above commentary does not provide a complete analysis of every material fact regarding the market, industry, security, portfolio or Silverdale Fixed Maturity Fund 2024 ("FMP24"). It is not a recommendation to buy or sell any security nor an investment advice. The portfolio holdings, opinions and information may change without notice and the actual results may differ from the said opinions and estimates. The contents of this document, including any narrative does not constitute an offer to sell or a solicitation of any offer to buy the units or shares in FOF FI, or any other Sub-Fund or class of the of Silverdale Fund VCC or any of the funds managed or advised by Silverdale Capital Pte Ltd., and is strictly for information only. The distribution of the shares of the Fund may be restricted in certain jurisdictions. It is the responsibility of any person or persons in possession of this Factsheet to inform themselves of, and to observe any such restrictions, all applicable laws and regulations of any relevant jurisdiction, including of any applicable legal requirements, exchange control regulations and taxes in the countries of their respective citizenship, residence or domicile. Any subscription for units or shares must be made solely on the basis of the Silverdale Fund VCC's Private Placement Memorandum, Class Supplement of FMP24 and Subscription Documents (together "the Offering Documents"). Past performance is not an indicator of future performance. The Fund uses leverage and invests in financial derivative instruments. Please refer to the Offering Documents for Risk Factors. This document is written for the benefit of and being communicated only to Accredited Investors or Institutional Investors as defined under the Securities and Futures Act (Cap. 289) of Singapore. Nothing in this document is intended to constitute legal, tax, securities or investment advice or opinion regarding the appropriateness of any investment; or a solicitation for any product or service. Please seek opinion from independent professional adviser before taking any decision based on this document. The NAV performance is computed taking: 1 month = 4 weeks, 3 months = 13 weeks, 6 months = 26 weeks, 9 months = 39 weeks, and 1 Year = 52 weeks. (\*\*) Assuming to be Business Day; (\*) Indicative; (!) Minimum of US\$ 5,000; (1), (2), (3), & (4) Based on gross investments into securities. (1) Credit Rating is based on best of the three ratings (S&P/Moodys/Fitch); Fund Ranking source: Bloomberg's special report on Asia's Hedge Fund dated June 26, 2015;