

Silverdale Fund of Indian Equity Funds

Communique as on 25th January 2019

FUND DESCRIPTION

Fund of domestic Indian equity funds leveraging out-performance of native funds over Index and other offshore funds.

INVESTOR BENEFITS

Active management using statistical tools to invest in top performing domestic equity funds while managing aggregate exposures

KEY FEATURES

- Fund of top performing native funds
- Capturing India's rapid growth
- Diversified underlying portfolios
- Tax efficient
- Active management

FUND INFORMATION

Fund Silverdale Fund of Indian Equity Funds
 ISIN MU0308S00025
 Swiss Valor 23018128
 Bloomberg Code SILV011 MP Equity
 Launch Date (Weekly) 7th October 2013
 Dividend paid trailing 12m US\$ 10.00 Per Share
 Last Dividend 28 Dec 18 (US\$ 2.50/share)

SUBSCRIPTION DETAILS

Minimum Investment US\$ 100,000
 NAV Computation Weekly
 Subscription Weekly
 Redemption Weekly
 Entry Load Up to 5%
 Management Fee 1.50% p.a.⁽⁸⁾

FUND MANAGEMENT DETAILS

THE FUND

Share Class-G of Sri Silverdale Opportunities Fund, a Mauritius based mutual fund, authorised and regulated by Financial Services Commission

INVESTMENT MANAGER

Sri Silverdale Capital Partners
 Regulated by Financial Services Commission

INVESTMENT ADVISOR

Silverdale Capital Pte Ltd
 Regulated by Monetary Authority of Singapore

BANKERS / CUSTODIANS

Standard Chartered Bank

FUND ADMINISTRATOR

Vistra (Mauritius) Ltd.
 3rd Floor, 355 NEX, Rue du Savoie
 Cybercity, Ebene 72201, Mauritius
 Tel.: +230 260 7275
 Fax: +230 464 3290
 Email: mauritius@silverdalegroup.com

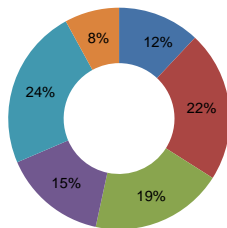
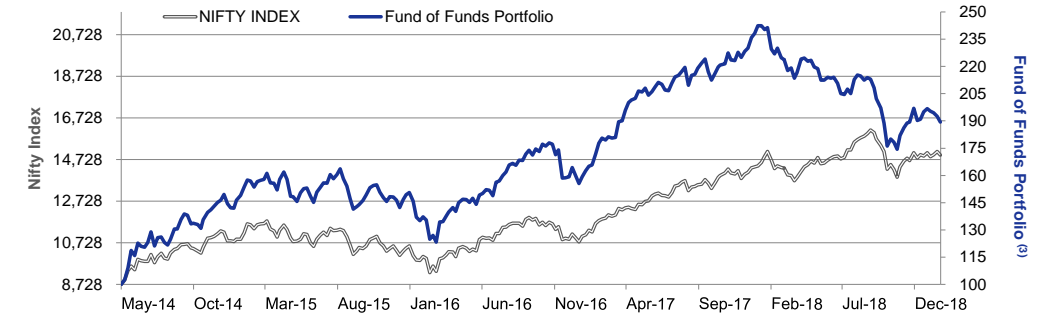
Silverdale Fund of Indian Equity Funds invests into native Indian equity mutual funds, which are actively managed to generate superior absolute returns. During the week ended 25th January 2019, Fund NAV decreased by 1.62% to US\$ 108.26 (previous week: US\$ 110.04) as against 1.12% decrease in Nifty Index and 0.02% appreciation of Indian Rupee against US dollar.

Fund of Funds Dashboard

Performance	Fund	FX	Midcap ⁽⁹⁾	NIFTY ⁽⁹⁾
Previous 1 week	-1.62%	0.02%	-2.88%	-1.12%
Trailing 1 month	-3.73%	-1.77%	-4.38%	-0.69%
Trailing 3 months	8.59%	3.13%	4.76%	7.63%
Trailing 6 months	-10.98%	-3.65%	-9.12%	-4.00%
Trailing 9 months	-15.22%	-6.76%	-14.87%	1.93%
Trailing 12 months	-21.13%	-12.00%	-19.95%	-1.18%
Trailing 3 years (p.a.)	11.35%	-1.69%	12.18%	14.06%

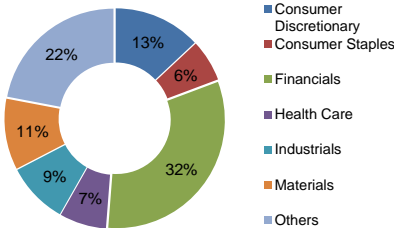
Ex-Dividend NAV

Risk Analysis ^(3,4)	Midcap ⁽⁹⁾	NIFTY ⁽⁹⁾
Volatility (Std Deviation)	16.63%	16.63%
Sharpe Ratio (based on 3 mths INR T-bills)	0.49	0.49
Alpha	-0.90%	-2.12%
Beta	0.89	1.12
Adjusted R- Square	0.95	(0.00)
Tracking Error	7.37%	8.25%
Information Ratio	(0.12)	(0.26)



3-Yr Return ⁽⁶⁾ Constituent	3-Yr Return ⁽⁶⁾ Index	Sharpe Ratio ⁽⁶⁾	Alpha ⁽⁷⁾ Over Index	Sortino Ratio ⁽⁶⁾	Benchmark Index
19.68% p.a.	17.22% p.a.	0.81	2.10%	0.78	BSE200TR
19.68% p.a.	14.49% p.a.	0.76	5.88%	0.68	NSEMCTR
14.84% p.a.	17.22% p.a.	0.50	-2.06%	0.46	BSE200TR
16.72% p.a.	14.49% p.a.	0.62	3.71%	0.58	NSEMCTR
20.34% p.a.	17.22% p.a.	0.84	2.10%	0.79	BSE200TR
18.30% p.a.	16.62% p.a.	0.70	2.10%	0.65	NSE500TR

ALLOCATION ACROSS DOMESTIC FUNDS⁽²⁾



SECTORAL EXPOSURE⁽¹⁾⁽²⁾

Fund Statistics

No. of equities	215
Highest holding	5.94%
Lowest holding	0.12%
Top 10 holding	32.43%

Top 10 Holdings of Underlying Funds

Hdfc Bank Limited	5.94%
Icici Bank Ltd	4.42%
Infosys Ltd	3.73%
Reliance Industries Ltd	3.56%
Axis Bank Ltd	2.87%
Itc Ltd	2.72%
Larsen & Toubro Ltd	2.55%
Indian Rupee	2.33%
State Bank Of India	2.33%
Housing Development Finance	1.99%

Mkt Cap Allocation⁽⁵⁾

Large Cap	59.63%
Mid Cap	31.17%
Small cap	9.19%

Subscription Details

Subscription can be made only as per terms & conditions of the composite Private Placement Memorandum (including Class Supplement) which may be obtained free of cost from the Fund Administrator at mauritius@silverdalegroup.com



For subscription & information, please Email: mauritius@silverdalegroup.com Or, Call: +65 6835 7130

DISCLAIMER

The above commentary does not provide a complete analysis of every material fact regarding the market, industry, security, portfolio or the fund. It is not a recommendation to buy or sell any security nor an investment advice. The portfolio holdings, opinions and information may change without notice. The contents of this document, including any narrative does not constitute an offer to sell or a solicitation of any offer to buy the units or shares in Silverdale Fund of Indian Equity Funds or any of the funds managed or advised by Sri Silverdale Capital Partners or by Silverdale Capital Pte Ltd., and is strictly for information only. Any subscription for units or shares must be made solely on the basis of the fund's private placement memorandum, class supplements, application form and appendices (together "the Composite PPM"). Past performance is not necessarily a guide to the future performance. Opinions and estimates contained in this document are subject to change without notice, and the actual results would differ from the said opinions and estimates. Please refer to the Composite PPM for Risk Factors. This document is written for the benefit of and being communicated only to expert investors as defined in Securities (Collective Investment Schemes and Closed-end Funds) Regulations 2008, issued under the Securities Act 2005 of Mauritius or any similarly defined investor in any other legislation. The recipient should obtain opinion from independent professional adviser before making any decision based on this document. The NAV performance is computed taking: 1 month = 4 weeks, 3 months = 13 weeks, 6 months = 26 weeks, 9 months = 39 weeks, and 12 months = 52 weeks. (1) Classification based on Global Industry Classification Standard (2) Underlying equity fund investments excluding cash & cash equivalent. Mutual Fund data sourced from Bloomberg (3) Fund of Funds performance and risk analytics is based on simulated equal weighted investment across domestic equity funds from 29 April 2014 to 29 September 2017 after accounting for management fees and foreign currency exposure; thereafter, it reflects actual portfolio weightage/performance. (4) Risk Analysis is based on three year performance; the Sharpe Ratio of the fund is calculated considering Risk-free Rate of 3-month India Treasury Bills. (5) Defined as per SEBI circular: Large cap are top 100 companies as per market capitalization, Mid Cap are next 150, while all other companies are Small Cap companies. (6) As per latest data reported by Bloomberg; 3-year return is simple average of the returns over the previous 3 years. (7) Alpha is annualized from weekly alpha reported by Bloomberg. (8) Management fee for the period June 30, 2018 to March 29, 2019 has been waived. (9) Midcap = Nifty Midcap 100 Total Return Index (NSEMCTR Index), NIFTY = Nifty 50 Total Return Index (BXTNIFT Index).



SILVERDALE FUND OF INDIAN EQUITY FUNDS