

## Silverdale Fund of Indian Equity Funds

Communique as on 11th May 2018

### FUND DESCRIPTION

Fund of domestic Indian equity funds leveraging out-performance of native funds over Nifty Index and other offshore funds.

### INVESTOR BENEFITS

Active management using statistical tools to invest in top performing domestic equity funds while managing aggregate over-exposures

### KEY FEATURES

- Fund of top performing native funds
- Capturing India's rapid growth
- Diversified underlying portfolio (250+ scrips)
- Tax efficient
- Active management

### FUND INFORMATION

Fund	Silverdale Fund of Indian Equity Funds
ISIN	MU0308S00025
Swiss Valor	23018128
Bloomberg Code	SILV011 MP Equity
Launch Date (Weekly)	7th October 2013
Dividend paid trailing 12m	US\$ 10.00 Per Share
Next Dividend Date	29 June 18 (US\$ 2.50/share)^
Previous Dividend	28 Mar'18 (US\$ 2.50/share)

### SUBSCRIPTION DETAILS

Minimum Investment	US\$ 100,000
NAV Computation	Weekly
Subscription	Weekly
Redemption	Weekly
Entry Load	Up to 5%
Management Fee	1.50% p.a.

### FUND MANAGEMENT DETAILS

#### THE FUND

Share Class-G of Sri Silverdale Opportunities Fund, a Mauritius based mutual fund, authorised and regulated by Financial Services Commission

### INVESTMENT MANAGER

**Sri Silverdale Capital Partners**  
Regulated by Financial Services Commission

### INVESTMENT ADVISOR

**Silverdale Capital Pte Ltd**  
Regulated by Monetary Authority of Singapore



### BANKERS / CUSTODIANS

Standard Chartered Bank

### FUND ADMINISTRATOR

**Vistra (Mauritius) Ltd.**  
355 NeXTeracom Tower 1, Cybercity  
Ebene, Mauritius  
Tel.: +230 464 7275  
Fax: +230 464 3290  
Email: mauritius@silverdalegroup.com

Silverdale Fund of Indian Equity Funds invests into native Indian equity mutual funds, which are actively managed to generate superior absolute returns. During the week ended 11th May 2018, the Fund NAV decreased by 0.42% to US\$ 133.35 (previous week: US\$ 133.92) as against 1.77% appreciation in Nifty Index and 0.69% INR depreciation against USD.

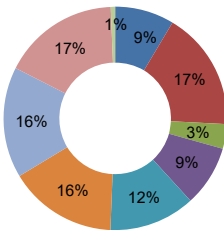
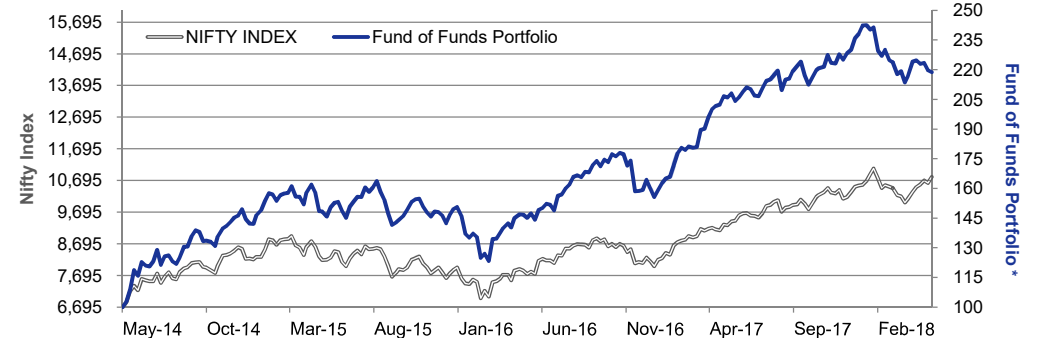
### Fund of Funds Dashboard

Performance	Fund	NIFTY
Previous 1 week	-0.42%	1.77%
Trailing 1 month	-2.64%	3.11%
Trailing 3 months	-3.63%	3.36%
Trailing 6 months	-2.12%	4.83%
Trailing 9 months	4.31%	11.28%
Trailing 12 months	5.18%	14.95%
Trailing 3 years (p.a.)	13.31%	9.36%

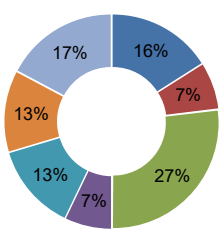
US\$ 160.8542

### Ex-Dividend NAV

Risk Analysis <sup>(1,3)</sup>	US\$ 133.3542
Volatility (Std Deviation)	16.79%
Beta	1.07
Sharpe Ratio (based on 3 mths INR T-bills)	0.52
R- Squared	0.69
Alpha (wrt Nifty Index)	4.53%
Tracking Error (wrt Nifty Index)	8.33%
Information Ratio	0.54



### ALLOCATION ACROSS DOMESTIC FUNDS<sup>(2)</sup>



### SECTORAL EXPOSURE<sup>(1)(2)</sup>

3-Yr Return <sup>(5)</sup>	Sharpe Ratio <sup>(5)</sup>	Alpha <sup>(5)</sup>	Sortino Ratio <sup>(5)</sup>	Benchmark
16.34% p.a.	0.83	0.09	0.76	BSE200TR
20.14% p.a.	0.96	0.09	0.81	NSEMCTR
18.11% p.a.	0.86	0.10	0.75	NSE500TR
18.86% p.a.	0.99	0.11	0.84	NSEMCTR
16.61% p.a.	0.86	0.10	0.77	NSEMCTR
18.22% p.a.	0.93	0.08	0.82	BSE200TR
15.41% p.a.	0.73	0.06	0.65	BSE200TR
18.68% p.a.	0.99	0.14	0.90	NSE500TR
20.95% p.a.	0.95	0.13	0.83	BSE200TR

### Fund Statistics

No. of equities	316
Highest holding	3.71%
Lowest holding	0.00%
Top 10 holding	20.86%

### Top 10 Holdings of Underlying Funds

Hdfc Bank Limited	3.71%
Housing Development Finance	2.96%
Reliance Industries Ltd	2.04%
Itc Ltd	1.96%
Maruti Suzuki India Ltd	1.94%
Indusind Bank Ltd	1.83%
Indian Rupee	1.72%
Icici Bank Ltd	1.63%
Infosys Ltd	1.55%
Larsen & Toubro Ltd	1.53%

### Mkt Cap Allocation<sup>(4)</sup>

Large Cap	48.98%
Mid Cap	30.36%
Small cap	20.66%

For subscription & information, please Email: mauritius@silverdalegroup.com Or, Call: +65 6835 7130

### DISCLAIMER

The above commentary does not provide a complete analysis of every material fact regarding the market, industry, security, portfolio or the fund. It is not a recommendation to buy or sell any security nor an investment advice. The portfolio holdings, opinions and information may change without notice. The contents of this document, including any narrative does not constitute an offer to sell or a solicitation of any offer to buy the units or shares in Silverdale Fund of Indian Equity Funds or any of the funds managed or advised by Sri Silverdale Capital Partners or by Silverdale Capital Pte Ltd., and is strictly for information only. Any subscription for units or shares must be made solely on the basis of the fund's private placement memorandum, class supplements, application form and appendices (together "the Composite PPM"). Past performance is not necessarily a guide to the future performance. Opinions and estimates contained in this document are subject to change without notice, and the actual results would differ from the said opinions and estimates. Please refer to the Composite PPM for Risk Factors. This document is written for the benefit of and being communicated only to expert investors as defined in Securities (Collective Investment Schemes and Closed-end Funds) Regulations 2008, issued under the Securities Act 2005 of Mauritius or any similarly defined investor in any other legislation. The recipient should obtain opinion from independent professional adviser before making any decision based on this document. The NAV performance is computed taking: 1 month = 4 weeks, 3 months = 13 weeks, 6 months = 26 weeks, 9 months = 39 weeks, and 12 months = 52 weeks. (1) Classification based on Global Industry Classification Standard (2) Underlying equity fund investments excluding cash & cash equivalent. Mutual Fund data sourced from Bloomberg (3) Risk Analysis is based on three year performance; the Sharpe Ratio is calculated considering Risk-free Rate of 3-month India Treasury Bills. (\*) Fund of Funds performance and risk analytics is based on silmuated equal weighted investment across domestic equity funds from 29 April 2014 to 29 September 2017 after accounting for management fees and foreign currency exposure; thereafter, it reflects actual portfolio weightage/performance. (4) Defined as per SEBI circular: Large cap are top 100 companies as per market capitalization, Mid Cap are next 150, while all other companies are Small Cap companies. (5) As per latest data reported by Bloomberg. (\*) Indicative.



SILVERDALE FUND OF INDIAN EQUITY FUNDS