

Silverdale FUNDS

Fund Description

Silverdale Bond Fund is a diversified portfolio of primarily investment grade short duration USD bonds, actively managed for superior absolute returns, using ring-fenced leverage.

Investor Benefits

Active management with real time response, capitalizing on opportunistic investments and employing prudent risk management systems. Embedded leverage for higher return without hassles of loan management.

Fund Information

Fund	Silverdale Bond Fund
ISIN Code	MU0308S00009
Bloomberg Code	SILV007 MP Equity
Monthly NAV Launch Date	2 July 2012
Weekly NAV Launch Date	1 Oct 2013

Subscription Details

Minimum Investment	US\$ 100,000
NAV Computation	Weekly
Subscription	Weekly
Redemption	Weekly
Management Fee	1% p.a.

Fund Management Details

THE FUND

Share Class-E of Sri Silverdale Opportunities Fund, a Mauritius based umbrella fund, authorised and regulated by Financial Services Commission

INVESTMENT MANAGER

Sri Silverdale Capital Partners

Authorised & Regulated by Financial Services Commission

INVESTMENT ADVISOR

Silverdale Capital Pte Ltd

Monetary Authority of Singapore Registered Fund Manager

Bankers / Custodians

Standard Chartered Bank
Barclays Bank
Bank Julius Baer
ABN Amro Bank

Fund Administrator

Orangefield Trust (Mauritius) Ltd.

355 NeXTeracom Tower 1, Cybercity,
Ebene, Mauritius

Tel.: +230 464 7275

Fax: +230 464 3290

Email: mauritius@silverdalegroup.com

For subscription & information, please
Email: mauritius@silverdalegroup.com
Or, Call: +65 6835 7130

Silverdale Bond Fund

Communique as at 28th March 2014

OVERVIEW

Silverdale Bond Fund generates enhanced investor returns by clever use of asset-level ring-fenced leverage, while actively managing its portfolio duration. During the week ended 28th March 2014, the Fund NAV appreciated by ~1.84% to US\$ 108.86 (previous week US\$ 106.89) with portfolio yield (post-leverage) of ~13.67% p.a. (previous week 14.44% p.a.) and average duration of 2.64 years (previous week 2.62 years).

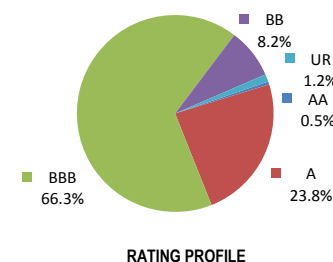
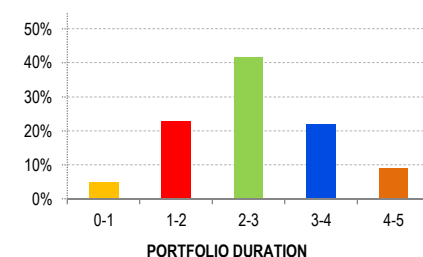
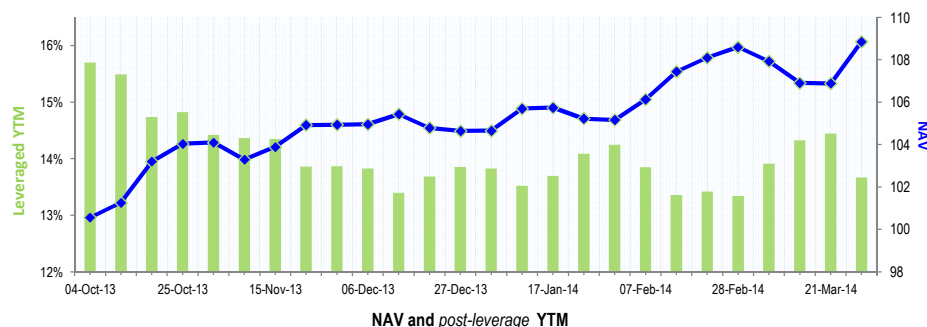
Portfolio Dashboard

Performance (not annualised)* †	Fund Statistics
Previous week	Leveraged Yield to Maturity
Trailing 1 month	Portfolio Yield to Maturity
Trailing 2 months	Average Duration
Trailing 3 months	Average Maturity

(*) net of fees

1.8425 %	13.67 %
0.2403 %	3.92 %
3.5132 %	2.64 years
4.0263 %	2.94 years

NAV US\$	108.8560	% age
Vtb Bank (Vtb Capital Sa	8.89 %	
Zijin Intl Finance Co Lt	7.38 %	
Turkiye Is Bankasi A.S	7.30 %	
Cssc Capital 2013 Ltd	7.09 %	
Macquarie Group Ltd	7.08 %	



Portfolio Update

During the week, the Fund booked profits in Vedanta Resources 2016 bonds, and purchased Petrobras 2018 and Standard Chartered Bank Perpetual bonds.

Petrobras International is a wholly-owned subsidiary of Petroleo Brasileiro S.A. (Mkt Cap: US\$ 70bn), which is owned ~50.3% by Brazilian Government. Petrobras is the largest Brazilian company by revenue. It is primarily into exploration, production and refining of oil, and is present in over 24 countries. The company operates over 100 platforms, 242 vessels, 15 refineries and ~30km of pipelines, and has reserves of over 16bn boe. It has a daily production capacity of 2.62mn barrels of oil and 0.45mn barrels of natural gas. It generates annual EBITDA of ~US\$ 25bn and has Net Debt/EBITDA of ~3.6x and interest coverage ratio of ~5.2x.

Standard Chartered Bank is indirect subsidiary of Standard Chartered Plc and the holding company for several overseas subsidiaries including those in Hong Kong, Pakistan, Taiwan, China, Korea, and Malaysia. Standard Chartered Plc (Market Cap: US\$ 48.1bn) operates over 1,700 branches and offices in 68 countries throughout Asia, Africa, the Middle East, Europe and the Americas. Bank's Tier-1 ratio is 13.0%. Temasek Holdings (Singapore sovereign fund) is the largest shareholder with 18.06% stake. The bonds are callable on 24 Dec 2014.

Subscription Details

Subscription can be made only as per terms & conditions of the composite Private Placement Memorandum (including Class Supplement) which may be obtained free of cost from the Fund Administrator at mauritius@silverdalegroup.com

DISCLAIMER

The above commentary does not provide a complete analysis of every material fact regarding the market, industry, security, portfolio or the fund. It is not a recommendation to buy or sell any security nor an investment advice. The portfolio holdings, opinions and information may change without notice. The contents of this document, including any narrative does not constitute an offer to sell or a solicitation of any offer to buy the units or shares in Silverdale Bond Fund, Silverdale Fixed Income Fund or Silverdale Equity Fund or any other Class of Sri Silverdale Opportunities Fund or any of the funds managed by Sri Silverdale Capital Partners or advised by Silverdale Capital Pte Ltd., and is strictly for information only. Any application for units or shares must be made solely on the basis of the fund's private placement memorandum, class supplements, application form and appendices (together "the PPM"). Past performance is not necessarily a guide to the future performance. Opinions and estimates contained in this document are subject to change without notice, and the actual results would differ from the said opinions and estimates. Please refer to the PPM for Risk Factors. This document is written for the benefit of and being communicated only to expert investors as defined in Securities (Collective Investment Schemes and Closed-end Funds) Regulations 2008, issued under the Securities Act 2005 of Mauritius. The recipient should obtain opinion from independent professional adviser before making any decision based on this document. (†) Based on: 1 month = 4 weeks, 2 months = 8 weeks and 3 months = 13 weeks.

