

Silverdale Fixed Income Fund

Communique as at 8th February 2019

FUND DESCRIPTION

Silverdale Fixed Income Fund is a diversified portfolio of primarily investment grade US dollar bonds that is actively managed for consistent returns.

- ☐ Investment grade (min 80%)
- ☐ Short duration (2-3 years)
- ☐ Low Volatility
- ☐ No forex risk (US dollars only)
- ☐ Quarterly dividend distribution

FUND INFORMATION

Fund	Silverdale Fixed Income Fund
ISIN	MU0308S00058
Swiss Valor No.	22123988
Bloomberg Code	SILV009 MP Equity
Inception Date ¹	9 Sep 2010
Launch Date	19 Aug 2013
Last Dividend Paid	US\$ 0.8901
Next Dividend Date	29 Mar 2019 (3.50% pro rata) ²
Last Dividend Date	28 Dec 2018 (3.50% pro rata)

SUBSCRIPTION DETAILS

Minimum Subscription	US\$ 100,000
NAV Computation	Weekly
Subscription	Weekly
Redemption	Weekly
Management Fee	0.75% p.a.

FUND MANAGEMENT DETAILS

THE FUND
Share Class-J of Sri Silverdale Opportunities Fund, a Mauritius based mutual fund, authorised and regulated by Financial Services Commission.

INVESTMENT MANAGER

Sri Silverdale Capital Partners
Regulated by Financial Services Commission

INVESTMENT ADVISOR

Silverdale Capital Pte Ltd
Regulated by Monetary Authority of Singapore
UEN# 200820921K

BANKER

Standard Chartered Bank

FUND ADMINISTRATOR

Visra (Mauritius) Limited
Regulated by Financial Services Commission
3rd Floor, 355 NEX, Rue du Savoir,
Cybercity, Ebene, Mauritius
Tel.: +230 260 7275
Fax: +230 464 3290
Email: mauritius@silverdalegroup.com

Silverdale Fixed Income Fund is actively managed for stable returns and quarterly distributions; the portfolio duration is kept low to manage interest rate risks and credit risks. During the week ended 8th February 2019, the Fund NAV increased by 0.12% to US\$ 103.00 (previous week: US\$ 102.87), with portfolio yield of 5.46% per annum (previous week: 5.36% p.a.), and average duration of 1.83 years (previous week: 1.80 years).

PORTFOLIO DASHBOARD	Growth NAV US\$	120.1147	Ex-Dividend NAV US\$	102.9965
----------------------------	------------------------	-----------------	-----------------------------	-----------------

Performance (net of fees)

Year to Date	2.1318 %
Trailing 1 month	1.3409 %
Trailing 3 months	1.9515 %
Trailing 6 months	2.2494 %
Trailing 12 months	1.7637 %
Trailing 3 Years	4.09% p.a.
Since Inception	3.40% p.a.

Fund Statistics

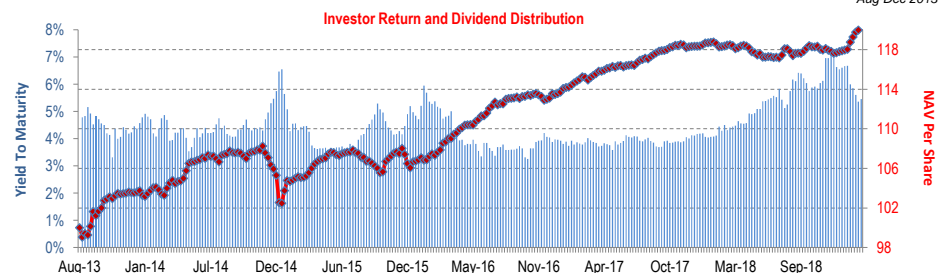
Yield to Maturity	5.46 %
Effective Duration	1.83 years
Average Maturity	2.02 years
Average Coupon	5.16 %
Sharpe Ratio (3 Year) [†]	2.30
Total Dividend Paid [†]	US\$ 17.1182
("†") Since Inception	

Top Holdings

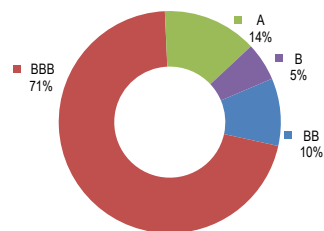
Arosa Finance 2020	4.41 %
Credit Suisse Ag 2023	4.35 %
Hsbc Holdings 2021	4.31 %
Dnb Bank Asa 2020	4.29 %
Anglogold 2022	4.21 %
Seagate Hdd 2022	4.16 %
Yapi Ve Kredi 2019	4.15 %

Period	2013*	2014	2015	2016	2017	2018	Mar'18 Qtr	Jun'18 Qtr	Sep'18 Qtr	Dec'18 Qtr	Jan'19
Dividend	1.0908	3.1171	3.0302	3.1050	3.1680	3.6071	0.9159	0.8992	0.9019	0.8901	-
Ex-Dividend Price	102.4604	101.0974	99.6221	103.3656	104.9778	100.8467	103.7589	101.8767	102.1824	100.8467	102.8704
Investor Return	3.55%	1.71%	1.54%	6.87%	4.62%	-0.50%	-0.29%	-0.95%	1.19%	-0.44%	2.01%

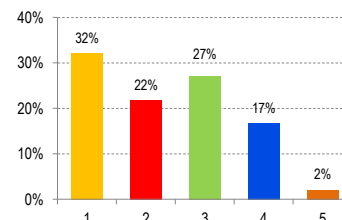
* Aug-Dec 2013



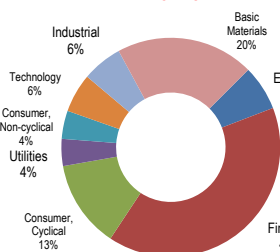
NAV and YTM Trend (net of fees)



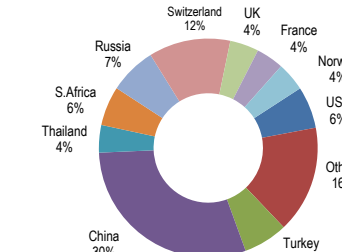
RATING PROFILE³



PORTFOLIO DURATION



SECTOR EXPOSURE



GEOGRAPHICAL EXPOSURE⁴

PORTFOLIO UPDATE

During the week ended 8th February 2019, we purchased Vedanta (B+/B2/-) bonds.

Vedanta Resources plc is a diversified metals & mining company with interests in zinc, lead, silver, copper, iron ore, aluminium, power and oil & gas. Zinc is the largest segment with approx 50% of EBITDA; geographically 63% of revenue comes from India. As of Sep 2018, it reported net debt of US\$ 10.2bn, EBITDA of US\$ 4.1bn with Net Debt/EBITDA of 2.5x and interest coverage ratio of 4.5x.



For subscription & information, please

Email: mauritius@silverdalegroup.com

Or, Call: +65 6835 7130

SUBSCRIPTION DETAILS

Subscription can be made only as per terms & conditions of the composite Private Placement Memorandum (including Class Supplement) which may be obtained free of cost from the Fund Administrator at mauritius@silverdalegroup.com

DISCLAIMER

The above commentary does not provide a complete analysis of every material fact regarding the market, industry, security, portfolio or the fund. It is not a recommendation to buy or sell any security nor an investment advice. The portfolio holdings, opinions and information may change without notice. The contents of this document, including any narrative does not constitute an offer to sell or a solicitation of any offer to buy the units or shares in Silverdale Fixed Income Fund or Silverdale Bond Fund or Silverdale India Equity Fund or any other Class of Sri Silverdale Opportunities Fund or any of the funds managed or advised by Sri Silverdale Capital Partners or by Silverdale Capital Pte Ltd., and is strictly for information only. Any application for units or shares must be made solely on the basis of the fund's private placement memorandum, class supplements, application form and appendices (together "the PPM"). Past performance is not necessarily a guide to the future performance. Opinions and estimates contained in this document are subject to change without notice, and the actual results would differ from the said opinions and estimates. Please refer to the PPM for Risk Factors. This document is written for the benefit of and being communicated only to expert investors as defined in Securities (Collective Investment Schemes and Closed-end Funds) Regulations 2008, issued under the Securities Act 2005 of Mauritius. The recipient should obtain opinion from independent professional adviser before making any decision based on this document. The NAV performance is computed taking: 1 month = 4 weeks, 3 months = 13 weeks, 6 months = 26 weeks, 9 months = 39 weeks and 12 months = 52 weeks. (1) Initially the portfolio was launched as part of multi-assets fund with quarterly NAV. (2) Indicative. (3) Credit Rating is based on best of the three ratings (S&P/Moodys/Fitch). (4) Country exposure of less than 5% has been clubbed into 'Others'. (†) Sharpe Ratio: Source Bloomberg.



SILVERDALE FIXED INCOME FUND