

Silverdale FUNDS

Fund Description

Silverdale Fixed Income Fund is a diversified portfolio of primarily Asian investment grade US dollar bonds that is actively managed for consistent returns with minimal risks.

Investor Benefits

Active management with real time response, capitalizing on opportunistic investments, and employing prudent risk management systems. It yields quarterly distribution, with re-investment option.

Fund Information

Fund	Silverdale Fixed Income Fund
ISIN	MU0308S00058
Swiss Valor No.	22123988
Bloomberg Code	SILV009 MP Equity
Inception Date [†]	9 Sep 2010
Launch Date	19 Aug 2013
Previous Dividend Date	26 June 2015 (3% pro rata)
Next Dividend Date	25 Sep 2015 (3% pro rata) [#]

Subscription Details

Minimum Subscription	US\$ 100,000
NAV Computation	Weekly
Subscription	Weekly
Redemption	Weekly
Dividend Distribution	Quarterly
Management Fee	0.75% p.a.

Fund Management Details

THE FUND

Share Class-J of Sri Silverdale Opportunities Fund, a Mauritius based umbrella fund, authorised and regulated by Financial Services Commission.

INVESTMENT MANAGER

Sri Silverdale Capital Partners

Authorised & Regulated by Financial Services Commission

INVESTMENT ADVISOR

Silverdale Capital Pte Ltd

Monetary Authority of Singapore Registered Fund Manager

Custodian

Standard Chartered Bank

Fund Administrator

Orangefield (Mauritius) Limited

355 NeXTeracom Tower 1, Cybercity, Ebene, Mauritius

Tel.: +230 464 7275

Fax: +230 464 3290

Email: mauritius@silverdalegroup.com

For subscription & information, please

Email: mauritius@silverdalegroup.com

Or, Call: +65 6835 7130

DISCLAIMER

The above commentary does not provide a complete analysis of every material fact regarding the market, industry, security, portfolio or the fund. It is not a recommendation to buy or sell any security nor an investment advice. The portfolio holdings, opinions and information may change without notice. The contents of this document, including any narrative does not constitute an offer to sell or a solicitation of any offer to buy the units or shares in Silverdale Fixed Income Fund or Silverdale Bond Fund or Silverdale India Equity Fund or any other Class of Sri Silverdale Opportunities Fund or any of the funds managed or advised by Sri Silverdale Capital Partners or by Silverdale Capital Pte Ltd., and is strictly for information only. Any application for units or shares must be made solely on the basis of the fund's private placement memorandum, class supplements, application form and appendices (together "the PPM"). Past performance is not necessarily a guide to the future performance. Opinions and estimates contained in this document are subject to change without notice, and the actual results would differ from the said opinions and estimates. Please refer to the PPM for Risk Factors. This document is written for the benefit of and being communicated only to expert investors as defined in Securities (Collective Investment Schemes and Closed-end Funds) Regulations 2008, issued under the Securities Act 2005 of Mauritius. The recipient should obtain opinion from independent professional adviser before making any decision based on this document. The NAV performance is computed taking: 1 month = 4 weeks, 3 months = 13 weeks, 6 months = 26 weeks, 9 months = 39 weeks and 12 months = 52 weeks. (†) Initially the portfolio was launched as part of multi-assets fund with quarterly NAV. (#) Indicative. (1) Country exposure of less than 5% and cash-on-hand has been clubbed into 'Others'.

Silverdale Fixed Income Fund

Communique as at 17th September 2015

OVERVIEW

Silverdale Fixed Income Fund is actively managed for stable returns and quarterly distributions; the portfolio duration is kept low to manage interest rate risks and credit risks. During the short week ended 17th September 2015, the Fund NAV declined ~0.24% to US\$ 100.26 (previous week: US\$ 100.51), with portfolio yield of 5.30% per annum (previous week: 4.90% p.a.), and average duration of 2.16 years (previous week: 2.17 years).

Portfolio Dashboard

Growth NAV US\$

106.0023

Ex-Dividend NAV US\$

100.2647

Performance (not annualised)*

Previous 1 week	-0.2277 %
Trailing 1 month	-0.6512 %
Trailing 3 months	-1.3749 %
Trailing 6 months	0.7305 %
Trailing 9 months	-0.3126 %
Trailing 12 months	-1.4447 %

(*) net of fees, adjusted for dividends

Fund Statistics

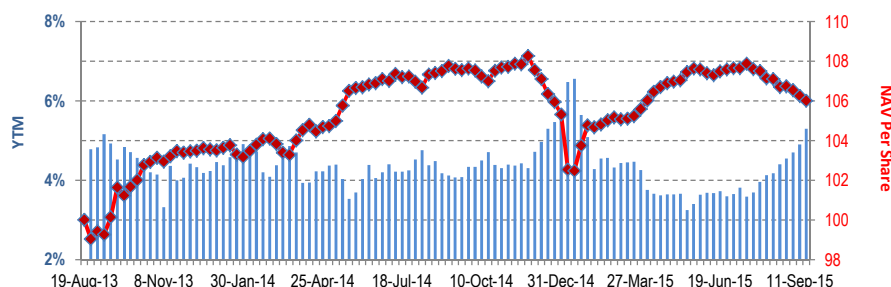
Yield to Maturity	5.30 %
Effective Duration	2.16 years
Average Maturity	2.34 years
Average Coupon	4.83 %
Last Dividend Paid	US\$ 0.7695
Total Dividend Paid	US\$ 5.7376

Top Holdings

Yuexiu Property	7.20 %
Wanda Properties	6.61 %
Ae Rotor Holding	6.53 %
Li & Fung Ltd	5.69 %
Poly Real Estate	5.60 %
Lukoil Intl Finance Bv	5.37 %
Turkiye Halk Bankasi	4.66 %

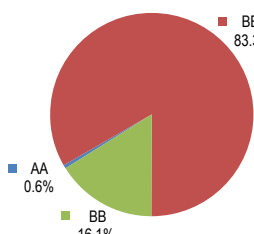
Distribution Date	27-Sep-13	27-Dec-13	28-Mar-14	27-Jun-14	26-Sep-14	26-Dec-14	27-Mar-15	26-Jun-15	Total
Dividend (US\$)	0.3166	0.7742	0.7718	0.7892	0.7873	0.7688	0.7602	0.7695	5.7376

DIVIDEND DISTRIBUTION

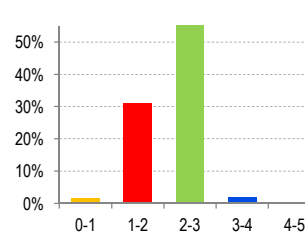


NAV and YTM Trend

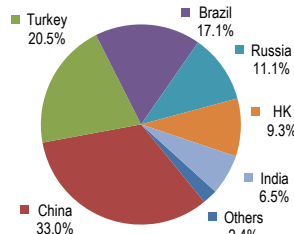
(* net of fees, adjusted for dividend)



RATING PROFILE



PORTFOLIO DURATION



GEOGRAPHICAL EXPOSURE¹

Portfolio Update

During the week ended 17th September 2015, Silverdale Fixed Income Fund maintained its conservative position.

The Fund continues to invest and book profit opportunistically for its target duration adjusted returns, details of which shall be shared in communiques of ensuing weeks.

Dividend

The Fund is likely to declare a dividend of US\$ 3% per annum[#] on the shares held on Friday, September 25, 2015 (Dividend Record Date). All subscriptions received before Dividend Record Date shall be eligible for the said dividend.

Subscription Details

Subscription can be made only as per terms & conditions of the composite Private Placement Memorandum (including Class Supplement) which may be obtained free of cost from the Fund Administrator at mauritius@silverdalegroup.com



SILVERDALE FIXED INCOME FUND