

# Silverdale FUNDS

## Fund Description

Silverdale Bond Fund is a diversified portfolio of primarily investment grade short duration US dollar bonds, actively managed for superior absolute returns, using ring-fenced leverage.

## Investor Benefits

Active management with real time response, capitalizing on opportunistic investments and employing prudent risk management systems. Embedded leverage for higher return without hassles of loan management.

## Fund Information

Fund	Silverdale Bond Fund
ISIN Code	MU0308S00009
SEDOL No.	B6SKGT4
Swiss Valor No.	21462609
Bloomberg Code	SILV007 MP Equity
Inception Date <sup>†</sup>	9 Sep 2010
Monthly NAV Launch Date	2 July 2012
Weekly NAV Launch Date	1 Oct 2013

## Subscription Details

Minimum Investment	US\$ 100,000
NAV Computation	Weekly
Subscription	Weekly
Redemption	Weekly
Management Fee	1% p.a.

## Fund Management Details

### THE FUND

Share Class-E of Sri Silverdale Opportunities Fund, a Mauritius based umbrella fund, authorised and regulated by Financial Services Commission

### FUND MANAGER

**Silverdale Capital Pte Ltd**

Monetary Authority of Singapore Registered Fund Manager

## Bankers / Custodians

Standard Chartered Bank  
Bank Julius Baer  
Barclays Bank  
ABN Amro Bank

## Fund Administrator

**Orangefield (Mauritius) Limited**

355 NeXTeracom Tower 1, Cybercity,

Ebene, Mauritius

Tel.: +230 464 7275

Fax: +230 464 3290

Email: mauritius@silverdalegroup.com

For subscription & information, please

Email: mauritius@silverdalegroup.com

Or, Call: +65 6835 7130

# Silverdale Bond Fund

Communique as at 19th December 2014

## OVERVIEW

Silverdale Bond Fund generates enhanced investor returns by clever use of asset-level ring-fenced leverage, while actively managing its portfolio duration. During the week ended 19th December 2014, the Fund NAV declined by ~1.99% to US\$ 109.83 (previous week: US\$ 112.06), increasing optimum portfolio yield (post-leverage) to 17.77% per annum (previous week: 16.44% p.a.), with average duration of 2.00 years (previous week: 2.04 years).

## Portfolio Dashboard

### Performance

Previous 1 week	-1.9909 %
Trailing 1 month	-4.7745 %
Trailing 3 months	-6.0424 %
Trailing 6 months	-6.0951 %
Trailing 9 months	2.7497 %
Trailing 12 months	4.8119 %

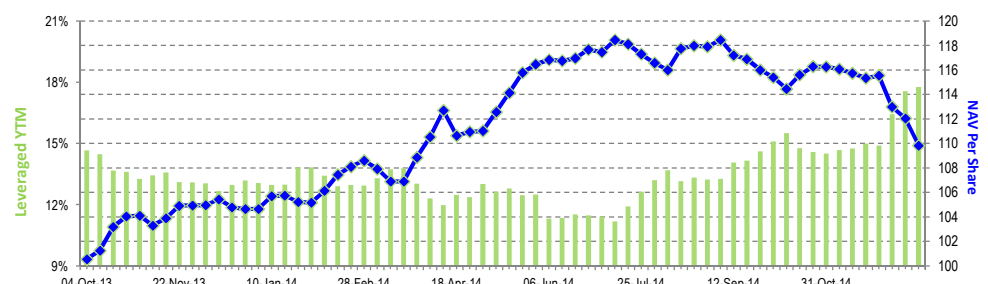
(not annualised, net of fees)

### Fund Statistics

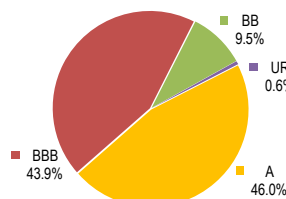
Leveraged Yield to Maturity <sup>A</sup>	17.77 %
Portfolio Yield to Maturity	4.29 %
Average Coupon	5.00 %
Average Duration <sup>AA</sup>	2.00 years
Average Maturity	2.21 years

### Top Holdings

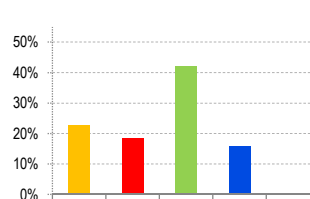
	% age
Agricultural Bk China Hk	11.38 %
China Construct Bk Asia	8.04 %
Mcc Holding Hk Corp Ltd	5.92 %
Anglogold Holdings Plc	5.03 %
Banco Btg Pactual/Cayma	4.79 %
Far East Horizon Ltd	4.23 %
Vtb Bank (Vtb Capital Sa	3.83 %



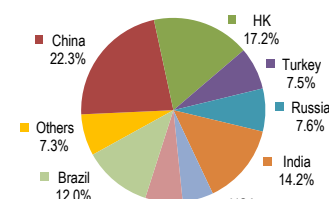
NAV and post-leverage YTM



RATING PROFILE<sup>1</sup>



PORTFOLIO DURATION<sup>2</sup>



GEOGRAPHICAL EXPOSURE<sup>3</sup>

## Portfolio Update

During the week ended 19th December, Silverdale Bond Fund NAV declined due to general softness in prices of emerging market bonds.

During the week the Fund sold Zijin International 2016, CSSC Capital 2016, VTB Capital 2017, Lukoil International 2017, Cliffs Natural 2018, Lukoil International 2018 and AutoNation 2019 bonds.

## Subscription Details

Subscription can be made only as per terms & conditions of the composite Private Placement Memorandum (including Class Supplement) which may be obtained free of cost from the Fund Administrator at mauritius@silverdalegroup.com

## DISCLAIMER

The above commentary does not provide a complete analysis of every material fact regarding the market, industry, security, portfolio or the fund. It is not a recommendation to buy or sell any security nor an investment advice. The portfolio holdings, opinions and information may change without notice. The contents of this document, including any narrative does not constitute an offer to sell or a solicitation of any offer to buy the units or shares in Silverdale Bond Fund, Silverdale Fixed Income Fund or Silverdale India Equity Fund or any other Class of Sri Silverdale Opportunities Fund or any of the funds managed or advised by Silverdale Capital Pte Ltd., and is strictly for information only. Any application for units or shares must be made solely on the basis of the fund's private placement memorandum, class supplements, application form and appendices (together "the PPM"). Past performance is not necessarily a guide to the future performance. Opinions and estimates contained in this document are subject to change without notice, and the actual results would differ from the said opinions and estimates. The Fund may use or invest in financial derivative instruments. Please refer to the PPM for Risk Factors. This document is written for the benefit of and being communicated only to expert investors as defined in Securities (Collective Investment Schemes and Closed-end Funds) Regulations 2008, issued under the Securities Act 2005 of Mauritius. The recipient should obtain opinion from independent professional adviser before making any decision based on this document. The NAV performance is computed taking: 1 month = 4 weeks, 3 months = 13 weeks, 6 months = 26 weeks, 9 months = 39 weeks, and 12 months = 52 weeks. (<sup>A</sup>) At optimum leverage. (<sup>AA</sup>) Average duration excludes favourable impact of interest rate hedges. (<sup>†</sup>) Initially launched as multi-assets fund with quarterly NAV. (1) & (2) Based on gross investments into securities. (3) Based on gross investments into securities (excluding Certificate of Deposit), country exposure of less than 5% has been clubbed as 'Others'.

