

Silverdale

F U N D S

Fund Description

Silverdale Bond Fund is a diversified portfolio of primarily investment grade short duration US dollar bonds, actively managed for superior absolute returns, using ring-fenced leverage.

Investor Benefits

Active management with real time response, capitalizing on opportunistic investments and employing prudent risk management systems. Embedded leverage for higher return without hassles of loan management.

Fund Information

Fund	Silverdale Bond Fund
ISIN Code	MU0308S00009
Bloomberg Code	SILV007 MP Equity
Monthly NAV Launch Date	2 July 2012
Weekly NAV Launch Date	1 Oct 2013

Subscription Details

Minimum Investment	US\$ 100,000
NAV Computation	Weekly
Subscription	Weekly
Redemption	Weekly
Management Fee	1% p.a.

Fund Management Details

THE FUND

Share Class-E of Sri Silverdale Opportunities Fund, a Mauritius based umbrella fund, authorised and regulated by Financial Services Commission

FUND MANAGER

Silverdale Capital Pte Ltd

Monetary Authority of Singapore Registered Fund Manager

Bankers / Custodians

Standard Chartered Bank
Bank Julius Baer
Barclays Bank
ABN Amro Bank

Fund Administrator

Orangefield Trust (Mauritius) Ltd.

355 NeXTeracom Tower 1, Cybercity,
Ebene, Mauritius

Tel.: +230 464 7275

Fax: +230 464 3290

Email: mauritius@silverdalegroup.com

For subscription & information, please
Email: mauritius@silverdalegroup.com
Or, Call: +65 6835 7130

DISCLAIMER

The above commentary does not provide a complete analysis of every material fact regarding the market, industry, security, portfolio or the fund. It is not a recommendation to buy or sell any security nor an investment advice. The portfolio holdings, opinions and information may change without notice. The contents of this document, including any narrative does not constitute an offer to sell or a solicitation of any offer to buy the units or shares in Silverdale Bond Fund, Silverdale Fixed Income Fund or Silverdale Equity Fund or any other Class of Sri Silverdale Opportunities Fund or any of the funds managed or advised by Silverdale Capital Pte Ltd., and is strictly for information only. Any application for units or shares must be made solely on the basis of the fund's private placement memorandum, class supplements, application form and appendices (together "the PPM"). Past performance is not necessarily a guide to the future performance. Opinions and estimates contained in this document are subject to change without notice, and the actual results would differ from the said opinions and estimates. Please refer to the PPM for Risk Factors. This document is written for the benefit of and being communicated only to expert investors as defined in Securities (Collective Investment Schemes and Closed-end Funds) Regulations 2008, issued under the Securities Act 2005 of Mauritius. The recipient should obtain opinion from independent professional adviser before making any decision based on this document. (*) At optimum leverage. (**) Average duration excludes favourable impact of interest rate hedges. (†) Based on: 1 month = 4 weeks, 3 months = 13 weeks, and 6 months = 26 weeks.

Silverdale Bond Fund

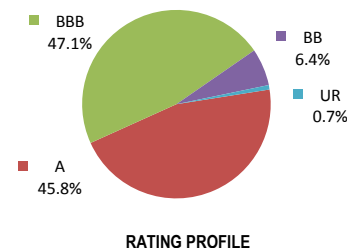
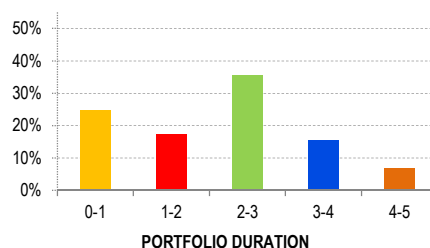
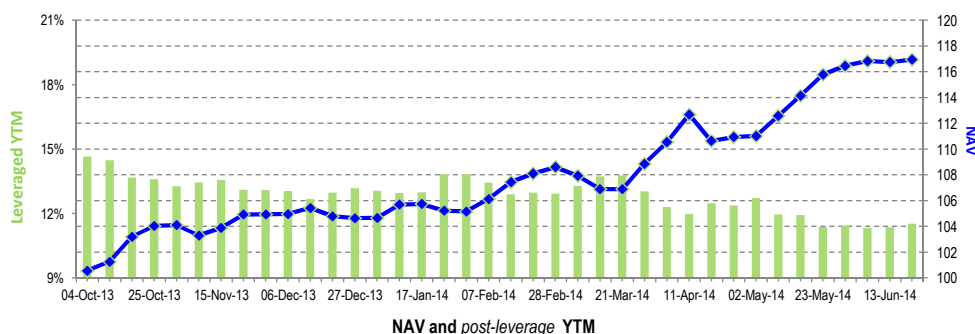
Communique as at 20th June 2014

OVERVIEW

Silverdale Bond Fund generates enhanced investor returns by clever use of asset-level ring-fenced leverage, while actively managing its portfolio duration. During the week ended 20th June 2014, the Fund NAV appreciated by ~0.17% to US\$ 116.95 (previous week US\$ 116.75) with portfolio yield (post-leverage) of 11.52% per annum (previous week 11.36% p.a.) and average duration of 2.21 years (previous week 2.21 years).

Portfolio Dashboard

Performance <i>(not annualised)* †</i>		Fund Statistics		NAV US\$	116.9542
Previous 1 week	0.1749 %	Leveraged Yield to Maturity ^A	11.52 %	Top Holdings	% age
Trailing 1 month	1.0111 %	Portfolio Yield to Maturity	3.12 %	Agricultural Bk China Hk	10.88 %
Trailing 3 months	9.4189 %	Average Duration ^{AA}	2.21 years	China Construct Bk Asia	7.68 %
Trailing 6 months	11.6150 %	Average Maturity	2.43 years	Cssc Capital 2013 Ltd	6.18 %
(*) net of fees				Zijin Intl Finance Co Lt	5.71 %
				Macquarie Group Ltd	5.56 %



Portfolio Update

During the week, the Fund booked profits in Akbank 2015 and Cliff Natural 2018 bonds, and purchased Jingneng Investments 2017, MMC Holding (HK) Corp 2017, Axis Bank 2017, Petrobras 2018, and AngloGold 2020 bonds.

Jingneng Investment Group Co. is an indirect subsidiary of Beijing Energy Investment Holding (BEIH) which in turn is wholly owned by Beijing Municipal SASAC. BEIH generates ~63bn KWh of power, accounting for ~70% of total power consumed in Beijing (Installed Capacity 14,062 MW). It operates the largest centralized heating network in China serving ~27% of Beijing's total heated floor area. Bonds are supported by a Keepwell Deed by BEIH. The bonds are also backed by irrevocable Stand-By Letter of Credit (SBLC) by Agricultural Bank of China.

MMC Holding (Hong Kong) Corp. is the wholly owned subsidiary of Metallurgical Corp. of China Ltd (Market Cap: US\$ 5bn), which is part of China Metallurgical Group Corp (CMGC). CMGC is fully owned by State-owned Assets Supervision and Administration Commission (SASAC) of China. CMGC is engaged in engineering and construction, equipment manufacturing, property development and resource development business. The said bonds are supported by irrevocable Stand-By Letter of Credit by Bank of China as well as a Keepwell Deed by CMGC.

Axis Bank (Mkt Cap: US\$ 14.6bn) is the third largest full-service private sector bank in India with ~3.8% market share. It has total assets of ~US\$ 64.5bn and shareholder equity of ~US\$ 6.4bn. It has capital adequacy ratio of ~16.07% with Tier-I ratio of ~12.6%. It has ~2,402 domestic branches and ~12,922 ATMs, and Current And Savings Account (CASA) deposits of ~45%. It has stable asset quality with net NPA of 0.40%, and net interest margin (NIM) of ~3.9%.

AngloGold Ashanti Limited (Mkt Cap: US\$ 6.9bn) is a global gold mining and exploration company and world's third largest gold producer. It produced ~4.105Moz of gold in 2013. It has ore reserves of ~233.02Moz and resources of ~67.9 Moz. It has 21 mining operations in 11 countries. It has cash & equivalents of US\$ ~526mn against total debt at US\$ 3.6bn. It has Net Debt/EBITDA of ~1.95x and EBITDA to Interest coverage of ~4.5x. The said bonds are callable.

Subscription Details

Subscription can be made only as per terms & conditions of the composite Private Placement Memorandum (including Class Supplement) which may be obtained free of cost from the Fund Administrator at mauritius@silverdalegroup.com

