

**FUND DESCRIPTION**

Silverdale Fixed Maturity Fund October 2026 is a diversified portfolio of short duration US dollar bonds, managed for target returns within fixed tenure and uses ring-fenced leverage to enhance investor returns.

FUND ADVANTAGES

- Fixed Maturity: October 2026
- Currency Exposure: US dollars
- Strategy: Enhanced returns
- Leverage: Non-recourse to investors
- Stable dividend: Half-Yearly payout
- Transparency: 100% Portfolio disclosed
- Fund Tax Status: Zero tax on investment income

FUND INFORMATION

Fund	Silverdale Fixed Maturity Fund October 2026
ACRA Regn. No.	T20VC0123D-SF013
MAS SRS No.	23YIAND0268
Umbrella Fund	Silverdale Fund VCC
Domicile	Singapore
Fund Currency	US Dollar
Launch Date	June 2023
Maturity Date	October 2026 [^]
NAV Computation	Monthly
Subscription	Closed
Redemption	Monthly
Management Fee	0.60% p.a. ^{^^}
Dividend Frequency	Half-yearly
Previous Dividend Date	25 April 2025
Previous Dividend	US\$ 3.00 per share
Next Dividend Date	31 October 2025 [^]
Next Dividend	US\$ 3.00 per share [^]

AT A GLANCE

Number of Securities	32
Investment Grade Securities	38 %
Max Single Security Exposure	8 %

FUND DETAILS

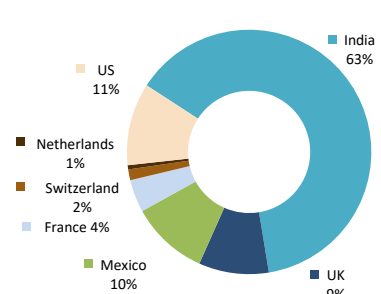
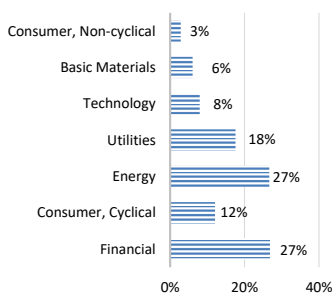
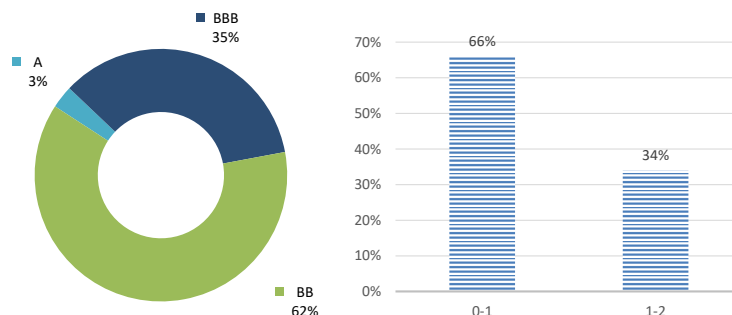
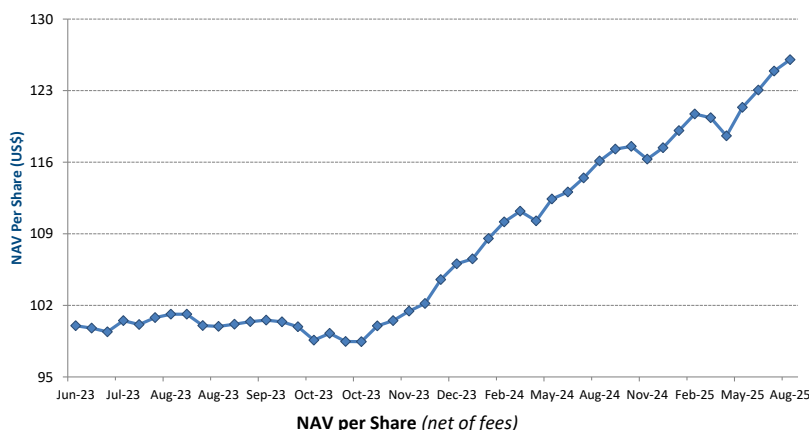
ISIN (Distribution)	SGXZ70866256
ISIN (Accumulation)	SGXZ22082119

Bloomberg (Dist)	SIFO26D
Bloomberg (Acc)	SIFO26A
Initial Sales Charge	Up to 2%
Exit Load	NIL
Contingent Load	5% before maturity ¹

Silverdale Fixed Maturity Fund October 2026 is an enhanced return fixed tenure bond fund. During the month ended 26th September 2025, the Fund NAV increased by 0.97% to US\$ 113.44 (previous month: US\$ 112.35), with reported portfolio yield (post-leverage) of 7.23% p.a. (previous month: 7.61%), and average duration of 0.72 years (previous month: 1.01 years).

PORTFOLIO DASHBOARD

PERFORMANCE <i>(net of fees)</i>		PORTFOLIO ANALYTICS	
Year to Date	8.38 %	Portfolio Yield to Maturity	5.66 %
Trailing 1 month	0.97 %	Leveraged Yield to Maturity	7.23 %
Trailing 3 months	3.41 %	Average Coupon	5.96 %
Trailing 12 months	8.50 %	Average Duration	0.72 years
Since Inception (23 Jun 2023)	27.25 %	Total Dividend Paid	US\$ 12.00

**FUND MANAGER****Silverdale Capital Pte Ltd**

Licensed and Regulated by Monetary Authority of Singapore (UEN# 200820921K)

8 Temasek Boulevard, #35-02 Suntec Tower-3, Singapore: 038988 • Tel: +65 6835 7130 • Email: IR@SilverdaleGroup.com





PROUDLY FROM SINGAPORE



Silverdale Capital
2008 - 2025

Silverdale Fixed Maturity Fund October 2026

TARGET RETURNS | TAX EFFICIENT | US DOLLAR BOND FUND

46th Factsheet as at 26th September 2025

FUND MANAGEMENT DETAILS

THE FUND

Silverdale Fixed Maturity Fund October 2026 is the Sub-Fund of Silverdale Fund VCC (UEN#T20VC0123D), which is an umbrella fund under the Variable Capital Companies Act of Singapore.

CUSTODIAN / PRIME BROKER

Bank Julius Baer, Singapore Branch
Nomura Singapore Limited
StoneX Financial Limited
Standard Chartered Bank (Singapore) Ltd

FUND ADMINISTRATOR

NAV Fund Services (Singapore)

Private Limited

9 Raffles Place, #26-01 Republic Plaza

Singapore 048619

Tel: +65 6856 7605

Email: VCC@SilverdaleGroup.com

RISK PROFILE

NAV per share will fluctuate, and any capital invested is subject to risk, including loss of the principal amount invested. The Fund uses leverage and derivatives for hedging and investment purposes, which amplify the returns, including loss (if any) and entail additional risks and costs. For further details, please refer to the Offering Documents.

PORTFOLIO HOLDINGS⁴

Name	Weight %	Name	Weight %
Diamond Li Ltd	8.2 %	Piramal Finance Ltd	1.5 %
Ca Magnum Holdings	8.0 %	Hpcl-Mittal Energy Ltd	1.5 %
Hpcl-Mittal Energy Ltd	6.5 %	Societe Generale	1.5 %
Periama Holdings LLC/De	6.1 %	Nissan Motor Acceptance	1.5 %
Greenko Dutch Bv	5.9 %	Nationwide Bldg Society	1.5 %
Continuum Energy Aura	5.7 %	General Motors Finl Co	1.5 %
Lloyds Banking Group Plc	5.0 %	Adani Ports And Special	1.4 %
Petroleos Mexicanos	4.4 %	Ubs Group Ag	1.4 %
Adani Trans Step-One Ltd	3.7 %	Adani Ports And Special	1.4 %
Muthoot Finance Ltd	3.3 %	Tml Holdings Pte Ltd	1.2 %
Shriram Finance Ltd	3.0 %	Ing Groep Nv	0.6 %
Petroleos Mexicanos	2.9 %	Greenko Solar Mauritius	0.0 %
Petroleos Mexicanos	2.9 %		
Ford Motor Credit Co Llc	2.9 %		
Nissan Motor Acceptance	2.9 %		
Hsbc Holdings Plc	2.9 %		
Bnp Paribas	2.9 %		
Renew Power Pvt Ltd	2.6 %		
Nissan Motor Acceptance	2.3 %		
Manappuram Finance Ltd	1.8 %		
Hdfc Bank Ltd	1.7 %		
Total		Total	100.0 %

PORTFOLIO UPDATE

During the month, the Fund's NAV increased by 0.97% as against 0.17% for the Bloomberg EM USD Corp and Quasi 1-3Yr Index. The increase in NAV was led by Indian, Mexican, and American credits, with sectoral increase led by Financials, Energy, and Utilities.

HOW TO INVEST

Please ask your private bank/distributor to subscribe to Silverdale Fixed Maturity Fund October 2026 as per terms of the Offering Documents (quoting the relevant ISIN). Should you seek any support, please Email the Fund Administrator at VCC@SilverdaleGroup.com, or Call the Fund Manager at **+65 6835 7130**

FUND MANAGER

Silverdale Capital Pte Ltd

Licensed and Regulated by Monetary Authority of Singapore (UEN# 200820921K)

8 Temasek Boulevard, #35-02 Suntec Tower-3, Singapore: 038988

• Tel: +65 6835 7130 • Email: IR@SilverdaleGroup.com

Visit our Website



BACKSTOP
BarclayHedge



dun & bradstreet
BUSINESS
EMINENCE
AWARDS SINGAPORE



WealthBriefingAsia
AWARDS 2018



AI HEDGE
fund



RISK FACTORS

Interest Rate Risk: The increase (fall) in value of fixed income securities with fall (increase) in interest rate. **Credit Risk:** The ability of the issuer to redeem the bonds (or other securities) on maturity. **Liquidity Risk:** The ability to sell a bond before its redemption. **Counterparty Risk:** The risk due to failure of the counterparty dealt with. **Country Risk:** The investment strategy is subject to the risks relating to the geographical, political, economic and social issues of the country of the Issuer, and to a lesser extent that of United States. **Leverage/Derivatives Risk:** Disproportionately large change in value of securities due to relatively small change in determinant. Please read Section X, risk factors detailed in the Offering Documents before investing.

DISCLAIMER

The above commentary does not provide a complete analysis of every material fact regarding the market, industry, security, portfolio or Silverdale Fixed Maturity Fund October 2026 ("FMPO26"). It is not a recommendation to buy or sell any security nor an investment advice. The portfolio holdings, opinions and information may change without notice and the actual results may differ from the said opinions and estimates. The contents of this document, including any narrative does not constitute an offer to sell or a solicitation of any offer to buy the units or shares in FMPO26, or any other Sub-Fund or class of the of Silverdale Fund VCC or any of the funds managed or advised by Silverdale Capital Pte Ltd., and is strictly for information only. The distribution of the shares of the Fund may be restricted in certain jurisdictions. It is the responsibility of any person or persons in possession of this Factsheet to inform themselves of, and to observe any such restrictions, all applicable laws and regulations of any relevant jurisdiction, including of any applicable legal requirements, exchange control regulations and taxes in the countries of their respective citizenship, residence and/or domicile as applicable. Any subscription for shares must be made solely on the basis of the Silverdale Fund VCC's Private Placement Memorandum, Class Supplement of FMPO26 and Subscription Documents (together "the Offering Documents"). Past performance is not an indicator of future results. The Fund uses leverage and invests in financial derivative instruments. Please refer to the Offering Documents for Risk Factors. This document is written for the benefit of and being communicated only to Accredited Investors or Institutional Investors as defined under the Securities and Futures Act (Cap. 289) of Singapore. Nothing in this document is intended to constitute legal, tax, securities or investment advice or opinion regarding the appropriateness of any investment; or a solicitation for any product or service. Please seek opinion from independent professional adviser before taking any decision based on this document. The NAV performance is computed taking: 1 month = 4 weeks, 3 months = 13 weeks, 6 months = 26 weeks, 9 months = 39 weeks, and 1 Year = 52 weeks. (**) Assuming to be Business Day; (*) Indicative; (**) Based on Net Assets; (I) Minimum of US\$ 5,000; The Fund performance and portfolio attributes are based on direct and indirect investments by FMPO26 on a weighted average basis of underlying portfolio of investments. (1), (2), (3), & (4) Based on gross investments into securities. (1) Credit Rating is based on best of the three ratings (S&P/Moody/Fitch);